



# THE EXCENTR METHOD INSTRUCTION MANUAL



**SIGNIFICANTLY BETTER PERFORMANCE IN A  
SHORTER PERIOD OF TIME WITH LOWER COSTS**

# CONTENTS

---

THE EXCENTR METHOD	4
CLEANING AND DEEP CLEANING	5
TOP STRIPPING AND DEEP STRIPPING	6
RENOVATION, POLISHING AND MAINTENANCE OF (NATURAL) STONE	8
CLEANING, SANDING AND FINISHING WOOD	10
PREPARATION	11
MACHINE OVERVIEW	12
EXCENTR 55-35	12
EXCENTR 30-50	13
EXCENTR 30-20	13
EXCENTR HANDHERO	14
EXCENTR 25-15	14
EXCENTR WD 72-2	15
EXCENTR DUST CONTROL VACUUM	15
EXCENTR 43	16
EXCENTR 30-20+	
EXCENTR ACCESSORIES	19
EXCENTR DIAMOND SYSTEM (EDS)	20
TRAINING AND ADVICE	21
ABOUT US	22
SOCIAL RETURN	22
NOTES	23





# THE EXCENTR METHOD

The revolutionary Excentr machines use the Excentr method, which is an extremely effective way of cleaning and maintaining floors. Our machines has been designed in such a way that they can easily reach into corners (for example, they have a rectangular shape). The pad makes 2,800 circular movements of approximately 1 cm/0.39 inch per minute. This makes the mechanical operation unrivalled. In contrast to, for example, rotating single-disc machines, the entire pad is always in contact with the floor. As a result, these machines have an extremely constant cleaning result and are very easy to use. The Excentr machines are easy to operate and require no physical effort. The pressure applied via the pad can be adjusted up to 120 kg/265 lb, so that a quick and perfect result is guaranteed for every type of floor. Many different pads and accessories are available to ensure the best result for every type of floor.

## ADVANTAGES OF THE EXCENTR METHOD

- Considerably better results in a shorter time
- Unrivalled mechanical operation
- Considerably higher productivity compared to traditional machines
- Anybody can use the machine; no special training is required
- Ergonomic machine
- Rectangular pads, which allow working up against skirting boards and in corners
- Extremely versatile machine; can be used for much more than just cleaning
- Can be used on almost every type of hard floor
- A great problem solver
- Does normally not require chemicals; only a small amount of water
- Less splashing
- You decide the weight and, therefore, the pressure applied via the pad or brush

## WHAT CAN THE EXCENTR METHOD BE USED FOR?

- Cleaning
- (Deep) stripping
- Renovating
- Grinding
- Sanding
- Polishing
- Preparing



## POPULAR IN SWIMMING POOLS

# CLEANING AND DEEP CLEANING

The Excentr method raises cleaning floors to a completely new level. The effectiveness is unprecedented thanks to the 2,800 circular movements a minute and the maximum pad pressure of 120 kg/265 lb. The machine can be used for both light and heavy-duty cleaning.

The Excentr method can also be used to deep-clean floors. Thanks to the small circular movements, the pads (mainly fibre pads and brushes) are able to better penetrate the surface. With every small movement of the pad, the sharp fibres penetrate the join or the structure, allowing deep and thorough cleaning of the floor.

### CLEANING

Type of floor	Contamination	Pad	Weights
Linoleum, Marmoleum, PVC, vinyl, epoxy, tiles, coated floors, etc.	Light to moderate	• Pink pad ●● • Green pad ●● • Diamant pad Green ●●	2 to 3 sets
	Heavy	• Diamant pad Yellow ●●⚠ • Excentr Extreme pad ●●⚠	3 to 4 sets
Matte or non-delicate floor surfaces		Excentr Magic pad ●●●⚠	2 to 3 sets

### DEEP CLEANING

Type of floor	Contamination	Pad	Weights
Antiskid tiles, wood-look PVC, tiles, every type of floor with joints or an uneven surface.	Light to moderate	• Excentr fiber pad ●● • Hard micro pad ●	2 to 3 sets
	Heavy	• Excentr Fiber pad ●●● • Excentr Hard Brush ●●⚠	3 to 4 sets
Matte or non-delicate floor surfaces		Excentr Magic pad ●●⚠	2 to 3 sets



# TOP STRIPPING AND DEEP STRIPPING

Strip up to four times faster using the Excentr method! Thanks to the 2,800 movements per minute and the high pad pressure, both top stripping and deep stripping have never been easier. The Excentr method allows you to dry-strip floors or to strip floors using only water or a traditional stripping agent.

When dry-stripping, you undoubtedly want to avoid the dust. We recommend you use the Excentr Splash & Dust Guard in combination with the Excentr Dust Control Vacuum. It stops the dust from swirling around and it sucks up around 50% of the dust on the floor. In some cases, the dry method has many advantages over wet methods. You have to use the pads with added diamond or aluminium oxide for stripping.

In our opinion, the wet methods are the most efficient. You use a minimum amount of water and no stripping agent. This has many advantages: no expensive stripper, no risk of burning or discolouring the surface, no need to neutralize the floor, no slippery floor, etc. You can choose to wet the floor first or you can apply the water directly from the Excentr Solution Tank. This method has many advantages compared to dry-stripping. The pad rinses itself and remains sharper for longer. Also, the wax that is removed floats on the water and can easily be removed with a wet vacuum cleaner as long as the floor remains wet. You have to use the pads with added diamond or aluminium oxide to strip correctly when not using a stripping agent.

The third option is the traditional method of stripping, using a solution of water and stripper. With this method, the solution is applied to the floor and allowed to penetrate, after which a hard, traditional pad is used to strip the surface. The main advantages of this method are speed, ease of use and the shape of machine that can be used.

### EXTREME LAYERING OR EDGES

In the case of an extreme layering or edges, the floor can first be stripped/ground with an open-structure grinding disc. Depending on the layering, use 60/80 grit or 100 grit to remove the first layers of polymer. Try to remove approximately 80% of the polymer. Next, use the method given above to ensure that you do not damage the floor with the open-structure grinding disc.

In the case of edges, you can cut the open-structure grinding disc to size along the long side and fit it on a normal stripping pad. Next, use the long side of the machine (sideways) to work along the edge so that only the edge is abrasively treated using the open-structure grinding disc.

Work carefully when using the methods described above. The surface may be damaged if you strip too far using the rough and abrasive open-structure grinding discs.

Type of floor	Stripping method	Pad	Weights
Linoleum, Marmoleum, PVC	Dry	<ul style="list-style-type: none"> <li>• Strip Alu Pad</li> <li>• Diamant pad White</li> </ul>	2 to 3 sets

Type of floor	Stripping method	Pad	Weights
Linoleum Marmoleum PVC	Dry	<ul style="list-style-type: none"> <li>• Strip Alu Pad</li> <li>• Diamant pad White</li> </ul>	4 to 6 sets
	Wet (only water)	<ul style="list-style-type: none"> <li>• Strip Alu Pad ♠♠</li> <li>• Diamant pad White ♠♠</li> </ul>	4 to 6 sets
	Wet (with stripper)	<ul style="list-style-type: none"> <li>• Diamant pad Yellow ♠♠</li> <li>• Excentr Extreem pad ♠♠</li> </ul>	4 to 6 sets

#### Problem floors

First, remove 80% of the polymer with a 60/80 grit or 100 grit open-structure grinding disc. Then, remove the other 20% using the method described above. Grind any extreme edges with a 60/80 grit or 100 grit open-structure grinding disc. Weight: 4-6 sets.





# RENOVATION, POLISHING AND MAINTENANCE OF [NATURAL] STONE

The Excentr method is an extremely effective method for renovating, polishing and maintaining stone floors. It can be used to clean every type of stone floor. The method can be used to renovate, polish and clean all types of limestone. Examples include marble, Chinese hardstone, Belgian bluestone and terrazzo.

## CLEANING

The Excentr method is a safe way of cleaning natural stone floors. Thanks to the effective movement, you only have to use water. You do not need to use any hazardous cleaning products (see “Maintenance” in the overview).

## RENOVATION

A natural stone floor can only be renovated if the tiles are made of limestone. To be sure that the surface to be renovated is limestone, we recommend first performing an acid test on a part of the floor that is not easily visible. Make sure you have clean water and a dry microfibre cloth available. Apply one drop of descaler (pH 1 or 2) to an area which is out of sight. If the product immediately turns white, collect it straight away with the cloth and then rinse and clean the area with water. If the product turns white, you know that the surface is limestone and that it can, therefore, be renovated and polished. If it does not turn white, the Excentr method can only be used to clean the surface.

## POLISHING

The last step in the renovation process is polishing. The Excentr method can be used to give the surface either a medium-gloss finish or a high-gloss finish.

## MAINTENANCE

After renovation, the floor can be cleaned every day using the pad that was last used during the renovation process. If the Diamond Green pad was used for finishing, then this pad should also be used for the daily cleaning of the floor. The pads are also available as 17” pads for use under a floor scrubber/drier. It is not necessary to use a cleaning product.





Type of floor	Process	Pad	Weights
All calcareous stone	Normal (step 1, 3 – 6 times)	Diamant pad White	4 sets
	Normal (step 2, 3 – 6 times)	Diamant pad Yellow	4 sets
	Normal (step 3, 3 – 6 times)	Diamant pad Green	4 sets
	Heavily contaminated/ many scratches (3 – 6 times) ■	Diamant pad Red	4 sets
	High gloss ■■	Diamant Super Gloss	4 sets
	Maintenance of renovated and polished surface (daily/weekly) ■■■	<ul style="list-style-type: none"> <li>• Pad last used during the renovation process</li> <li>• Or Diamant pad Green (medium gloss)</li> <li>• Or Diamant Super Gloss (high gloss)</li> </ul>	2 – 4 sets
	Periodic upgrade (3 – 6 times) ■■■■	<ul style="list-style-type: none"> <li>• Diamant pad Yellow</li> <li>• Diamant pad Green</li> </ul>	4 sets

- Use step 1 as the normal process. Then carry out the other 3 steps.
- Carry out step 4 after the normal process.
- It is not necessary to add a cleaning product.
- For when the surface starts to become glazed, but does not have any deep scratches.

# CLEANING, SANDING AND FINISHING WOOD

The Excentr method makes it possible for a professional cleaner to treat a wooden floor. Thanks to the perfect balance and consistent pressure and movement, the risk of damage or of the method not being performed correctly are considerably reduced. Excentr machines can be used to clean, sand and finish wooden floors. Always use the Excentr Dust Control Vacuum together with the Excentr Splash and Dust Guard to work without creating dust.

## CLEANING

In general, the Excentr method requires less water than other methods. That is certainly an advantage for wooden floors, since they are often sensitive to moisture. Depending on how dirty the floor is, use either the Excentr Soft Micropad or the Excentr Hard Micropad to clean the floor. Moisten the pad until it is damp. Use the pad to clean approximately 40 m<sup>2</sup>/47.9yd<sup>2</sup> and then turn it over. After use, the pads can be washed (make sure not to use a softening agent).

## SANDING

Sanding wooden floors is a very specialist task. The Excentr machines make this task a lot easier. The stability of the movement, the pressure and the performance make it reasonably easy to sand a wooden floor.

## FINISHING

After sanding, the machine can be used to distribute and rub in various oils and waxes. A big advantage of the Excentr machines is that they cause less splashing. It is also possible to use the Diamond pads to mechanically seal the wood.

Type of floor	Contamination	Pad	Weights
Wooden floors	Light	Excentr Soft Micro pad	2 to 3 sets
	Heavy	Excentr Hard Micro pad	2 to 3 sets

Type of floor	Process	Pad	Weights
Wooden floors	Sand lightly	Excentr Strip Alu pad	4 sets
	Sand (in 1 step)	Sia Sandpaper 100 grit	4 to 6 sets
	Sand (in 2 steps)	1) Sia Sandpaper 60 grit 2) Sia Sandpaper 120 grit	4 to 6 sets
	Finishing (e.g. rubbing in oil)	Red or pink	2 to 3 sets
	Renovation (in 4 steps)	1) Sia Sandpaper 40 grit 2) Sia Sandpaper 60 grit 3) Sia Sandpaper 80 grit 4) Sia Sandpaper 120 grit	4 to 6 sets



# PREPARATION

## THE EXCENTR METHOD IS IDEAL FOR PREPARING SURFACES.

Examples include sanding/roughening a coated floor and removing coatings or glue residue. The machines are also often used to prepare PVC floors or remove an old PU finish so that a new finish can be applied. For this, we use bonded diamond pads, aluminium oxide pads, open-structure pads and sanding paper. For preparation work, the choice of weight is often decisive for the speed and quality of the work. A higher pressure often gives a better result.

Since preparation work is often carried out dry, we recommend using the Excentr Dust Control Vacuum with the Excentr Splash & Dust Guard.

Type of floor	Process	Pad	Weights
Coated concrete concrete PVC floor cast floor etc.	Grinding and roughening hard surfaces (very abrasive)	Sia Sandpaper 100 grit ♠♠	4 to 6 sets
	Grinding and roughening hard surfaces (abrasive)	Diamant pad Red ♠♠	4 to 6 sets
	Removing PU (very abrasive)	Sia Sandpaper 100 grit	4 sets
	Removing PU (abrasive)	Diamant pad Red	4 to 6 sets
	Removing PU (slightly abrasive)	Excentr Strip Alu pad ♠♠	4 to 6 sets
	Removing glue residue (very abrasive)	Sia Sandpaper 60 grit	4 to 6 sets





# MACHINE OVERVIEW

## EXCENTR 55-35

The Excentr 55-35 is Excentr's showpiece. Made from stainless steel, it is robust and extremely effective, thanks to the 2,800 circular movements a minute. The perfect balance and the adjustable handle make this machine ergonomic and easy to use. Anybody can operate the machine, even without experience or technical skill.

The pad pressure of the Excentr 55-35 is adjustable between a 37-120 kg/81 – 265 lb. The pad pressure is increased or reduced in 12 kg/26.5 lb steps (one weight of 6 kg/13.3 lb per side).

There are various tools available to make optimal use of the machine's versatility. For example, the machine can be used with a solution tank, a Splash & Dust Guard, dust extraction for dry operation, etc. The Excentr 55-35 machines can also be connected to each other. A maximum of three machines can be connected to each other (to create a working width of 165 cm/64.96 inch). There is then no space between the pads. The machine is still ergonomic and can easily be moved by one user.

## USES

Cleaning, deep cleaning, stripping, renovating, polishing, sanding and preparation work. The machine comes with: a 15-metre /49 ft cable, 2 sets of weights (4 weights in total) and a red pad.

<b>Working surface</b>	55 x 35 cm / 21.6 x 13.8 inch
<b>Weight</b>	40 – 112 kg/88 – 247 lb
<b>Noise</b>	64 dB
<b>Cable length</b>	25 m/82 ft
<b>Movement</b>	2,800 x 7 mm p/m
<b>Volt/Hz</b>	240 V/50Hz
<b>kW</b>	1.1 kW
<b>Protection class</b>	IPX54
<b>Motor-to-floor distance</b>	35 cm/13.8 inch
<b>Distance from the handle in the highest position to the floor</b>	125 cm/49.2 inch
<b>Distance from the front of the machine to back of the wheel</b>	63 cm/24.8 inch



## EXCENTR 30-50

The Excentr 30-50 is the eye catcher of the Excentr family. Its shape and movement make it unique in the market. It has been designed for cleaning sanitary rooms (thanks to its shape, it can also clean behind and under toilet bowls), antiskid floors in kitchens, etc. The machine is made of stainless steel and has been designed according to the principles of Excentr: robust and user-friendly.

### USES

Cleaning, deep cleaning.

<b>Working surface</b>	30 x 50 cm/11.8 x 19.7 inch with a point at
<b>Weight</b>	18 kg/39.7 lb
<b>Noise</b>	60 db
<b>Cable length</b>	12 m/39 ft
<b>Movement</b>	2,850 Rpm
<b>Volt/Hz</b>	240 V/50Hz
<b>kW</b>	0,37 Kw
<b>Protection class</b>	IPX 54
<b>Motor-to-floor distance</b>	31 cm/12.2 inch
<b>Distance from the handle in the highest position to the floor</b>	115 cm/45.3 inch
<b>Distance from the front of the machine to back of the wheel</b>	50 cm/19.7 inch



## EXCENTR 30-20

The Excentr 30-20 is the most compact Excentr model. It is ideal for cleaning small or difficult-to-clean areas. It is used by many professionals as an additional machine to the Excentr 55-35 for edges and difficult corners. The Excentr 30-20 is also the ideal machine for cleaning stairs. The machine is made of stainless steel and has been designed according to the principles of Excentr: robust and user-friendly.

### USES

Cleaning, deep cleaning, top stripping, sanding wood, renovating and polishing.

<b>Working surface</b>	30 x 20 cm/11.8 x 7.9 inch
<b>Weight</b>	16 kg/35.3 lb
<b>Noise</b>	60 db
<b>Cable length</b>	12 m/39 ft
<b>Movement</b>	2,850 Rpm
<b>Volt/Hz</b>	240 V/50Hz
<b>kW</b>	0,37 Kw
<b>Protection class</b>	IPX 54
<b>Motor-to-floor distance</b>	31 cm/12.2 inch
<b>Distance from the handle in the highest position to the floor</b>	115 cm/45.3 inch
<b>Distance from the front of the machine to back of the wheel</b>	23 cm/9 inch



## EXCENTR HANDHERO

The Excentr HandHero has been designed to be used on stairs, kitchen worktops, window sills, tabletops, etc. The possibilities are endless. With a speed of 2,800 rpm and a pressure of almost 20 kg/44 lb, it is a valuable machine for many professionals. The machine is made of stainless steel and has been designed according to the principles of Excentr: robust and user-friendly.

### USES

Cleaning, deep cleaning, top stripping, sanding wood, renovating and polishing.

<b>Working surface</b>	30 x 20 cm/11.8 x 7.9 inch
<b>Weight</b>	13 kg/28.7 lb
<b>Noise</b>	60 db
<b>Movement</b>	2850 Rpm
<b>Volt/Hz</b>	240 V/50Hz
<b>kW</b>	0,37 Kw
<b>Protection class</b>	IPX 54
<b>Motor-to-floor distance</b>	31 cm/12.2 inch
<b>Distance from the front to the rear of the machine</b>	23 cm/9 inch




## EXCENTR 25-15

The Excentr 25-15 is an extremely compact machine that makes 3,000 forwards and backwards movements a minute! This machine has been designed to easily clean corners/edges and other difficult-to-reach places. The Excentr 25-15 is ideal for cleaning stairs.

### USES

- Small surfaces (toilets, stairs)
- Cleaning along edges and in corners
- Stripping without using chemicals
- Grinding/polishing parquet and stone floors

<b>Working surface</b>	11 cm x 22,5 cm/4.3 x 8.9 inch
<b>Weight</b>	8 kg/17.6 lb
<b>Cable length</b>	12 m/39 ft
<b>Movement</b>	3,000 forwards/backwards
<b>Watt</b>	250 W
<b>Distance from the handle in the highest position to the floor</b>	Handle: adjustable





## EXCENTR WD 72-2

The Excentr WD 72-2 is a versatile, extremely robust wet/dry vacuum cleaner. Thanks to the various accessories, it can even be used as a vacuum cleaner for the finer dust particles that are produced when dry-grinding. The two motors make this machine extremely powerful, allowing a 15-metre/49 feet hose to be used with the machine. This is useful when using the suction nozzle on the Excentr 55-35.

The container can be tipped and there is an outlet hose at the rear, so it is always easy to empty container. Textile bags can be used for dry vacuum cleaning. The machine comes as standard with: a dry suction nozzle, a wet suction nozzle, a skirting board nozzle, a round brush, an adaptor, a 50 cm/19.7 inch suction tube (x2), a 2.5-metre/8 feet long suction hose (38 mm/1.5 inch), a curved handle and a dust filter with basket. It can, therefore, be used for both dry and wet vacuum cleaning.

<b>Weight</b>	8 kg/17.6 lb
<b>Cable length</b>	12 m/39 ft
<b>Length of the hose</b>	2.5 m x 38 mm (Max. 15 m x 38 mm)
<b>Motors</b>	2 ( 2 x 1200 W)
<b>Watt</b>	220-250
<b>Container volume</b>	72 l/19 gallon
<b>Dry/wet cleaning</b>	Yes



## EXCENTR DUST CONTROL VACUUM

The Excentr Dust Control Vacuum has been developed so that the Excentr 55-35 can be used without producing too much dust. Use this machine in combination with the Excentr Splash and Dust Guard for perfect control over dry dust.

### USES

Often used for dry stripping, sanding wood, grinding, etc.

<b>Watt</b>	1200 W
<b>Weight</b>	4.8 kg/10.6 lb
<b>Suction force</b>	25 kPa
<b>Volume</b>	4.5 litres/1.2 gallon
<b>Dimensions (l x w x h)</b>	28 x 29 x 57 cm/ 11 x 11.4 x 22.4 inch

## EXCENTR 43

The Excentr 43 combines an eccentric movement with a rotating movement, such as that made by a single-disc machine. This combination of movements, also called an orbital movement, is extremely effective on both hard and soft floors. The Excentr 43 has a variable weight, just like the 55-35 and the 30-20+. The pad pressure can be varied between 40 and 112 kg by adding or removing weights.

Due to the combination of the two movements, there is an optimal mix between balance and extreme cleaning power. The Excentr 43 is very easy and extremely ergonomic to use. Optionally, the machine can be equipped with a spray system. The water, either with or without an additive, is evenly distributed on to the surface in a controlled manner. This is ideal when working on a carpet! The Excentr 43 can be used to clean, strip and polish many different types of floor.

The Excentr 43 has a removable power cable to give you greater flexibility. If the power cable is damaged, you do not need an electrician to replace it.

## CARPET

The Excentr 43 can be used to achieve a modern form of bonnet cleaning. The rotational movement of the traditional single-disc machine pushes all the fibres in one direction. As a result, the cleaning result is not optimal and the carpet becomes more compressed.

Since the Excentr 43 does not only have an orbital rotation of 140 rpm, but also simultaneously makes 1,400 small eccentric rotations of  $\varnothing$  2.2 cm, the piles are shaken and the microfibre pad scrapes the carpet fibres clean in every direction. This method, therefore, guarantees a cleaner result and greater volume in the fibres.

## WOOD

Since the Excentr 43 makes so many movements in every direction, it is extremely suitable for treating wood. The sanding finish achieved with both coarse- and fine-grain (grit) sandpaper and open-structure grinding discs is very impressive. This machine will also amaze you when sanding between layers and when polishing after a belt sander has been used. The machine can also be used to finish a floor with oil or wax. It distributes the product very well and rubs it in perfectly.

## USES

Excentr bonnet cleaning, cleaning, deep cleaning, stripping, sanding, polishing and renovating.

<b>Working surface</b>	43 cm/16.9 inch
<b>Weight</b>	40 - 112 kg/88 - 247 lb
<b>Noise</b>	64 db
<b>Cable length</b>	15 m/49 ft (removable red)
<b>Movement</b>	140 x 1400 x 2,1 cm p/m
<b>Volt/Hz</b>	240 V/50Hz
<b>kW</b>	1.1 kW
<b>Protection class</b>	IPX54



## EXCENTR 30-20+

The Excentr 30-20+ is the heavy-duty version of the Excentr 30-20. The 30-20+ is ideal for both regular basic cleaning and periodic extreme deep cleaning, the more rigorous work. Thanks to its rectangular shape, this machine is ideal for cleaning along/against skirting boards. The machine also easily cleans right into the corners. The 30-20+ has a removable power cable to give you greater flexibility. If the power cable is damaged, you do not need an electrician to replace it.

Since the 30-20+ can also be used without weights, it is a great machine to use on stairs and uneven floors. Just as the other Excentr machines, this machine is also extremely sturdy and made entirely from stainless steel.

### WEIGHT

The basic 30-20+ model weighs 17 kg, but it can be made heavier by adding weights. The maximum pad pressure after adding these weights is 30 kg. Thanks to its flexible construction, the 30-20+ is easy to lift.

### ERGONOMICS AND TRANSPORT

The large rear wheels ensure a perfect balance and hardly produce any vibrations. It is a very ergonomic machine. The 30-20+ is, therefore, extremely easy and ergonomic to use. The large wheels also make it easy to transport the machine.


### EXTRACTION

The back of the white plastic edge of the 30-20+ has a connection for an extraction hose. The dust can then be easily extracted through the openings in the pad holder. So, if desired, the machine can be used without producing any dust.

### USES

Cleaning, deep cleaning, stripping, polishing and renovating.

<b>Working surface</b>	30 x 20 cm/11.8 x 7.9 inch
<b>Weight</b>	17 – 30 kg/37 – 66 lb
<b>Noise</b>	60 db
<b>Cable length</b>	12 m/39 ft (removable red)
<b>Movement</b>	2850 t/min
<b>Volt/Hz</b>	240 V/50Hz
<b>kW</b>	0,37 Kw
<b>Protection class</b>	IPX54





NOTES

Handwriting practice lines consisting of 20 horizontal dashed lines.



# EXCENTR ACCESSORIES

A number of useful accessories are available for the Excentr 55–35. For example, the Splash & Dust Guard for working without splashes and swirling dust, or the XL Tool for connecting machines together. The most popular tools are given below:

## EXCENTR SPLASH & DUST GUARD

Use the Excentr Splash & Dust Guard when using a lot of water or when working dry. The Guard protects you against water splashes. The Guard can also be used when working dry for perfect dust control. Use the Guard together with the Excentr Dust Control Vacuum to work without producing too much dust.



## EXCENTR SOLUTION TANK

Dose and distribute the water accurately via the 12-litre Solution Tank. This tank can be easily fitted on the handle of the Excentr 55–35 without the need for tools. Comes with hoses and manual controls.



## EXCENTR XL TOOL

Would you like to increase the operational width to 110 cm/43.3 inch or 165 cm/65 inch? The Excentr XL Tool makes it possible! Connect machines to each other and experience the ease and speed with which your surface is cleaned or treated. Use the Excentr Connector to connect two or even three machines together. The Excentr Connector allows you to use only one power cable.



## EXCENTR DUST CONTROL VACUÜM

The Excentr Dust Control Vacuum is a suction unit for extracting swirling dust that is produced when, for example, stripping, grinding or sanding without using water. Use this machine in combination with the Excentr Splash & Dust Guard for perfect control over dry dust.





# EXCENTR DIAMOND SYSTEM (EDS)

The Excentr Diamond System is a new concept, which consists of pads, sheets and strips (metal-bound diamond strips). The active parts in the pads, sheets and strips of the Excentr Diamond System guarantee a continuous effect, a high performance and a long service life.

The Excentr Diamond System can be used to renovate, polish, sand, grind and prepare surfaces. This system can be used to polish surfaces to a high-gloss finish. The use of chemical products is often not necessary, which makes the EDS a very environmentally-friendly system.

## ADVANTAGES OF THE SYSTEM

- Greater mechanical power (thin pads, which leads to the direct transfer of energy)
- Renovation without an orange-peel effect
- No chemicals (only uses water)
- Simple and easy-to-follow steps
- Small risk of method errors
- Cost efficient

## EDS PADS

The EDS Pads can be used to clean, maintain, renovate and finish (polished) floors. Natural stone can be renovated in a more traditional method in three steps. The pads can also be used in combination with the EDS Metal Strips.


## EDS METAL STRIPS

The EDS Metal strips are intended for use by advanced users. They are more aggressive and are used for grinding (sanding) and preparing various types of floor.

The EDS Metal Strips are usually used when there are deeper scratches, acid splashes or other difficult blemishes in the surface. These strips are more aggressive and work more deeply than the EDS Pads. The EDS Metal Strips are also used when a higher-quality finish is required and they allow you to produce a finish without the orange-peel effect.

The strips can also be used to remove glue residue or coatings, and to prepare concrete floors. The EDS Metal Strips offer you a wide range of possibilities.





# TRAINING AND ADVICE

“Prevention is better than cure” is a well-known expression that fits Excentr well. Good advice can avoid a lot of trouble and damage. There is always a solution to your specific cleaning problem. Excentr can visit you to see what the problems are. You will then receive sound advice based on our findings.

## **TRAINING AND WORKSHOPS**

Training is a good idea if you wish to achieve the best possible results with the products recommended by Excentr. We are happy to pass our knowledge on to you. We offer training that is suitable to your specific needs, either on site or at the Excentr premises. We recommend all our customers to take a workshop to get to know all the machine's possibilities.

## **DEMONSTRATIONS**

To ensure that you choose the cleaning equipment that gives the maximum result for your situation, Excentr gives demonstrations, free of charge and without any obligation on your part. A demonstration can be given either on site or in the Experience Centre in Goes, the Netherlands.

# ABOUT US

Excentr is a young Dutch manufacturer of innovative cleaning machines. Since the start of 2015, we have been active worldwide and we have been telling professionals, mostly in the cleaning sector, of the “Excentr method”.

We develop machines with the following spearheads: durability, robustness and effectiveness. That is why the machine parts are of the toughest quality. It is also why our machines are almost entirely made of stainless steel. We manufacture our machines with the greatest of care and are convinced of their reliability. All of our machines have a minimum 12-month warranty and they even have a LIFETIME warranty if under a service contract.

Niek Besuijen (left) and Rinaldo Meeuwse (right) are the founders of Excentr. Rinaldo is responsible for the development and production of the Excentr machines. Niek is responsible for the commercial activities. Excentr produces the Excentr machines and accessories in Goes, Zeeland.



# SOCIAL RETURN

## **PRODUCTION IN THE NETHERLANDS WITH AN EYE FOR CORPORATE SOCIAL RESPONSIBILITY AND SOCIAL RETURN.**

Excentr uses its development, purchasing and production power to create a positive local impact with the emphasis on people, place, product and planet.

### **PEOPLE AND PLACE**

By buying, manufacturing and growing the company locally, we create jobs for the local community. Where possible, we hire people who find it difficult in the labour market. This policy has been very successful for the Production and Logistics departments since the creation of Excentr.

### **PRODUCT AND PLANET**

The Excentr machines are produced with a vision. We make excellent products while leaving the smallest possible ecological footprint. Our machines and accessories are made of 100% sustainable and recyclable products, such as stainless steel and aluminium. Our floor pads are made of 100% recycled materials. It is noteworthy that they are the world's first floor pads that have accelerated degradeability.

## NOTES

[illegible]





**THE EXCENTR METHOD: THE TECHNOLOGY OF THE FUTURE**

COLUMBUSWEG 50 / 4462 HB GOES / THE NETHERLANDS  
T. +31 (0) 88 1700 601 / [INFO@EXCENTR.COM](mailto:INFO@EXCENTR.COM)

**[WWW.EXCENTR.COM](http://WWW.EXCENTR.COM)**