

CONTEC®

BENENNUNG:

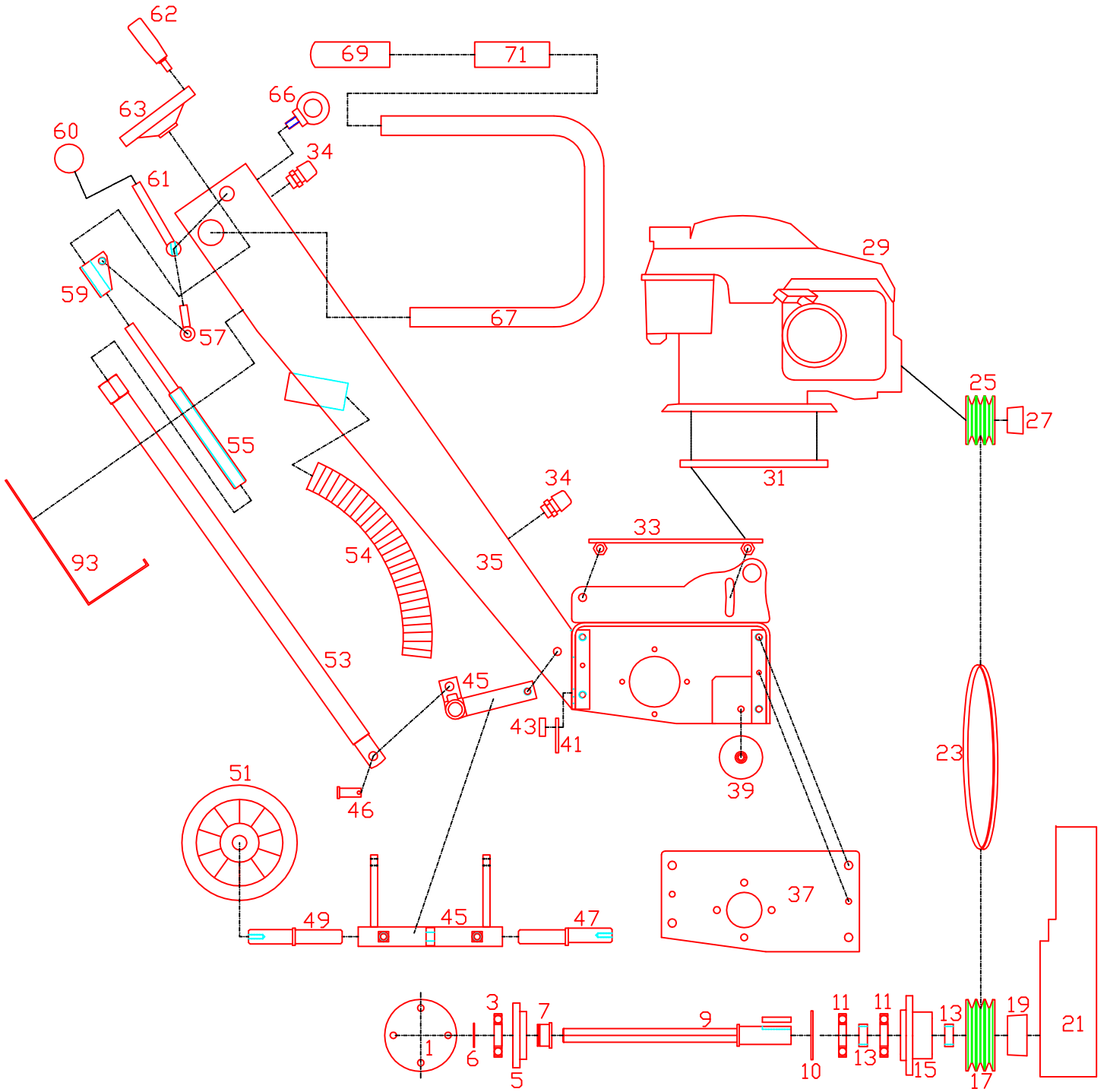
CT 200
230/400 V

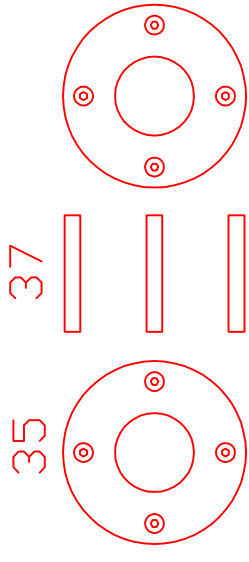
CT 200 Teile

Datum:

BLATT 1 VON 2

CT 200 - Honda
(c) Contec GmbH 2018

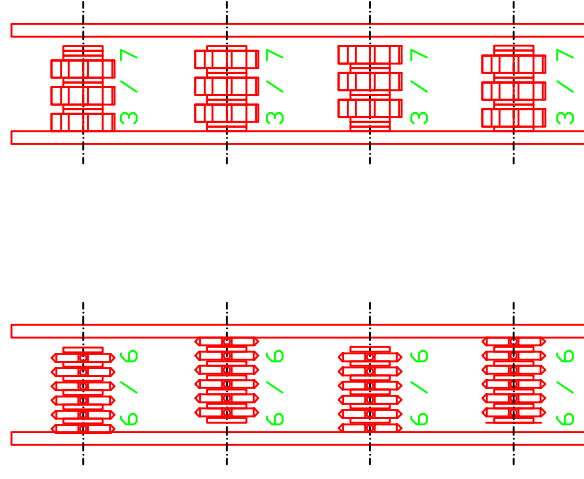
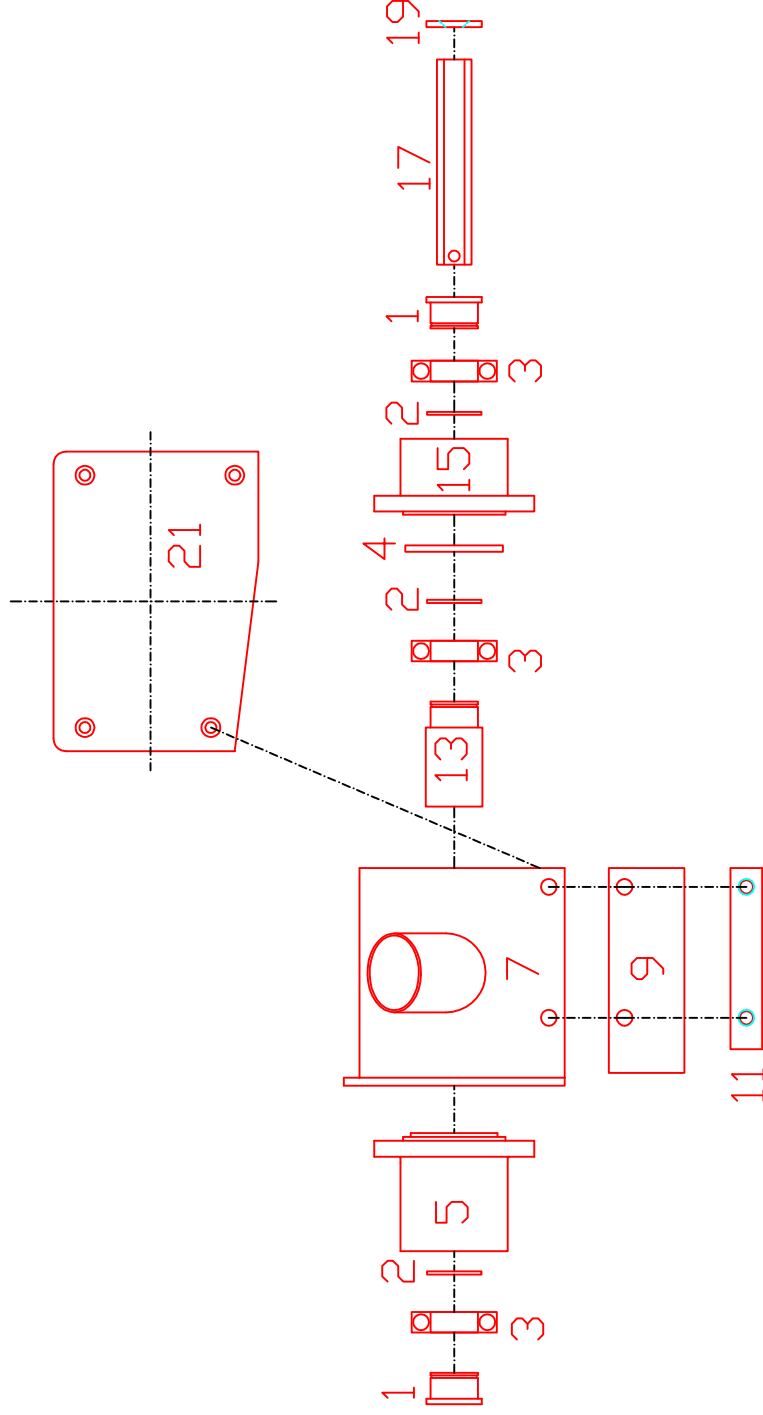


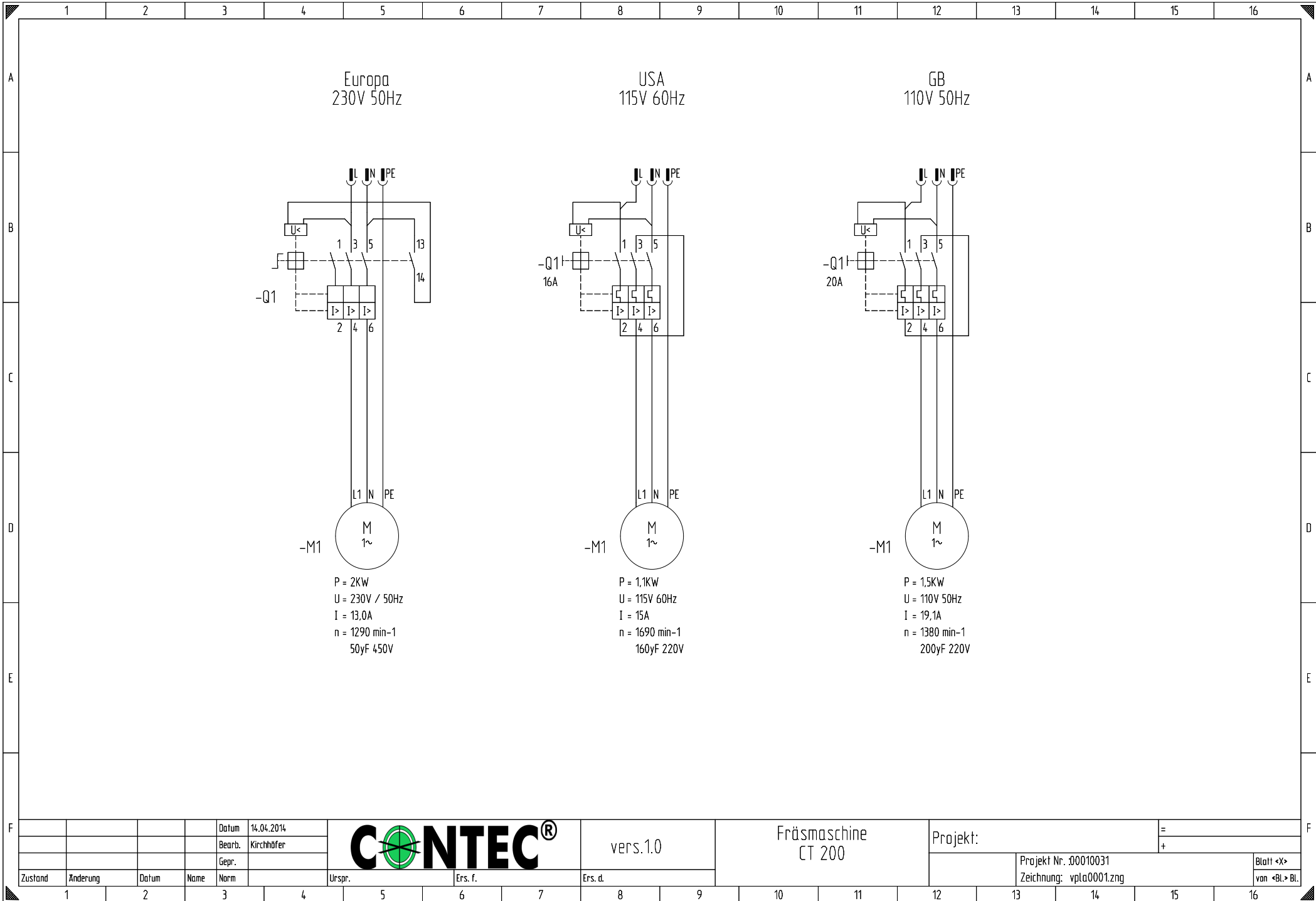


31  24 Lamellen /
 24 cutters /
 24 Scheiben /
 24 spacers

33 

39  12 Schälammellen /
 12 milling flails /
 28 Scheiben /
 28 spacers





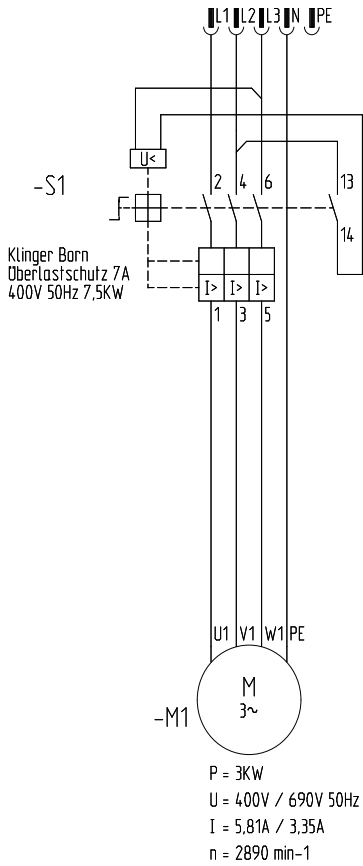
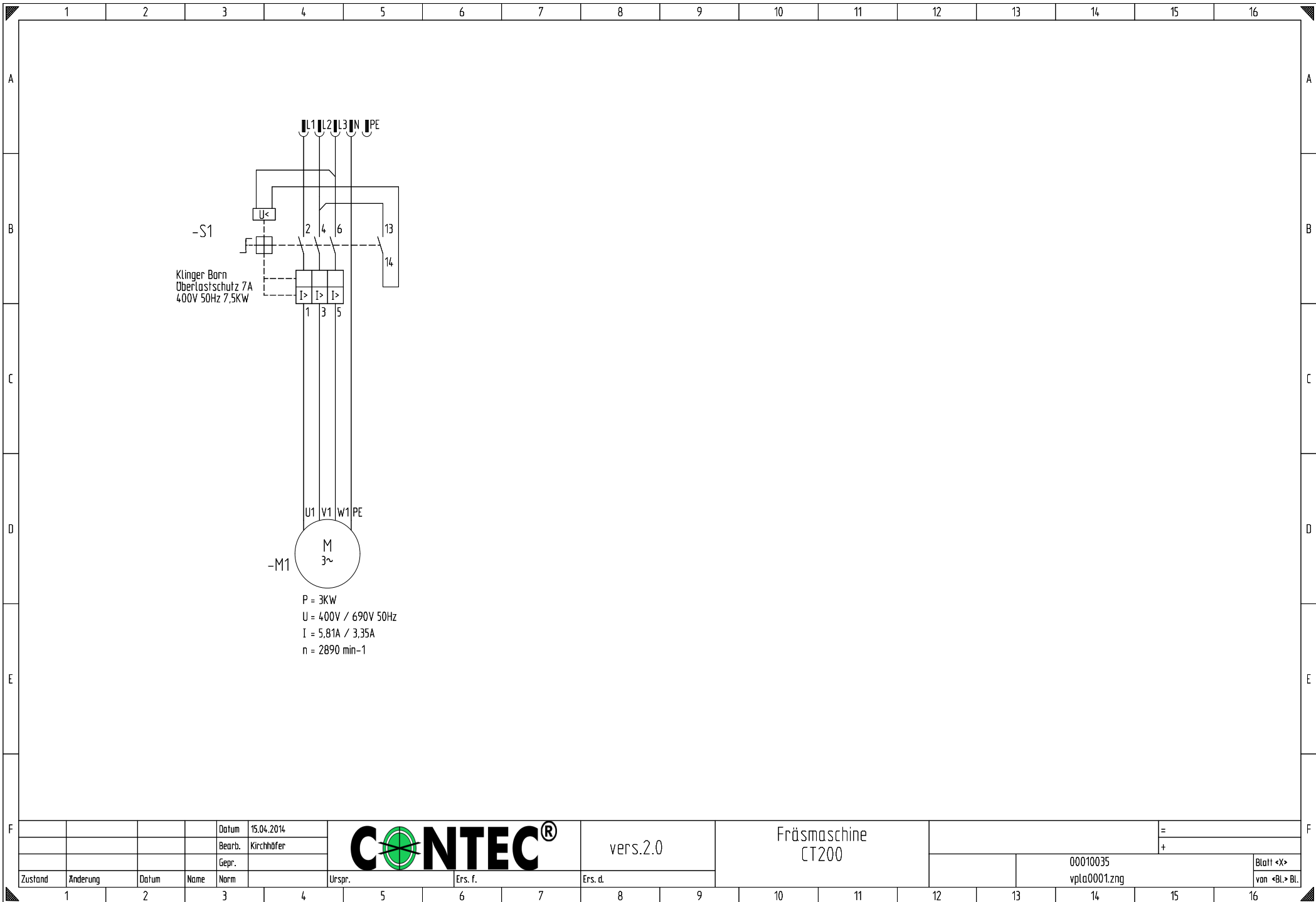
			Datum	14.04.2014
			Bearb.	Kirchhöfer
			Gepr.	
Zustand	Anderung	Datum	Name	Norm



vers.1.0

Fräsmaschine
CT 200

Projekt:	=
	+
Projekt Nr. 00010031	Blatt <X>
Zeichnung: vpla0001.zng	van <Bl> Bl.



			Datum	15.04.2014
			Bearb.	Kirchhöfer
			Gepr.	
Zustand	Anderung	Datum	Name	Norm
			Urspr.	Ers. f.



vers.2.0

Fräsmaschine
CT200

			=	
			+	
			00010035	Blatt <X>
			vpla0001.zng	van <Bl> Bl.

Werkzeuge für CT 200
 Tools for CT 200
 (c) Contec GmbH 2014

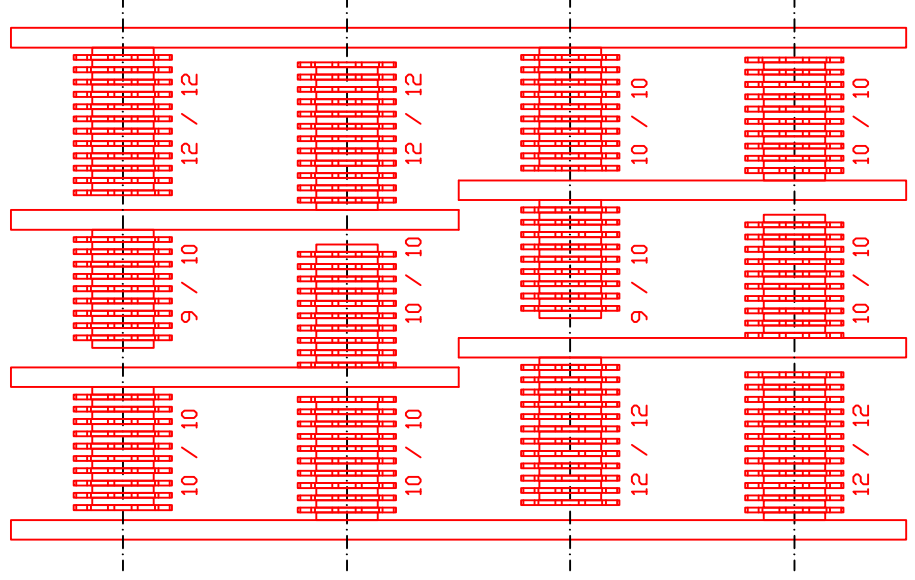
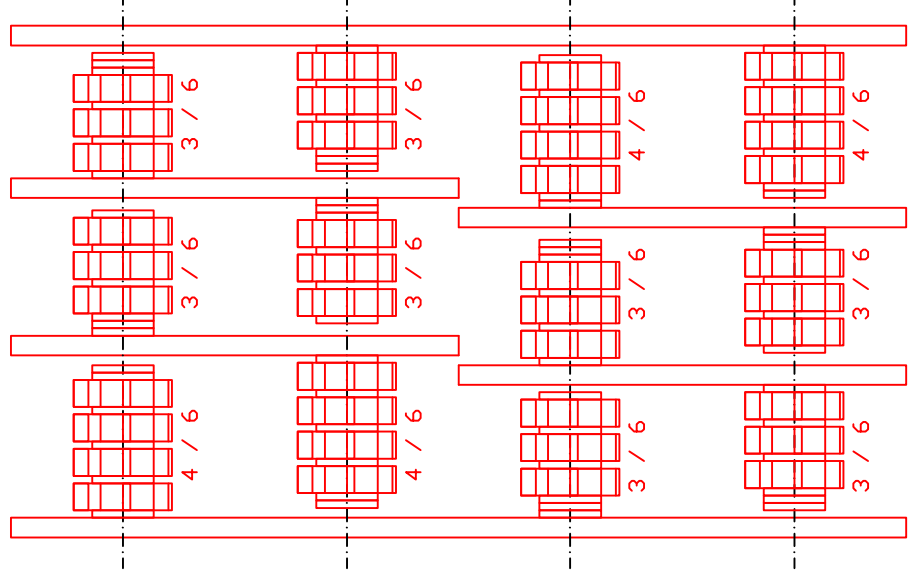
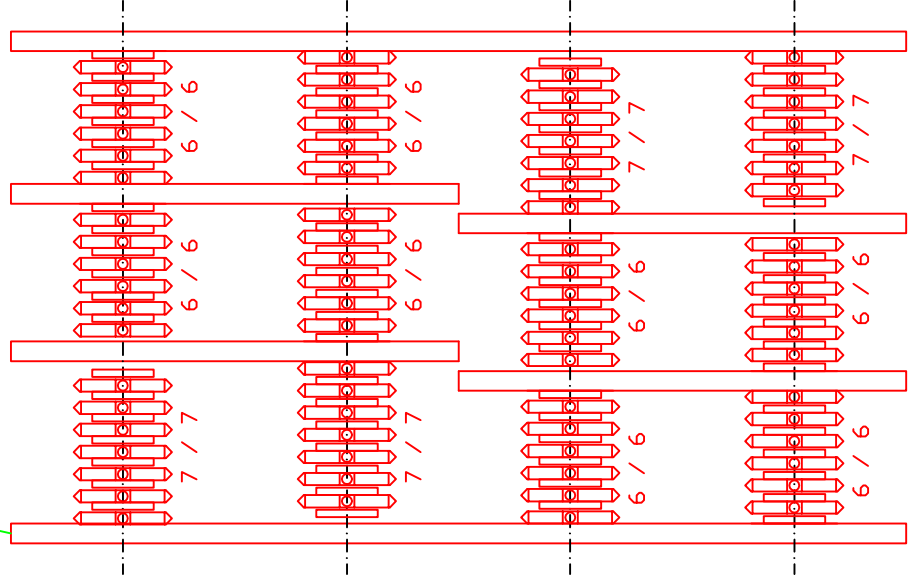
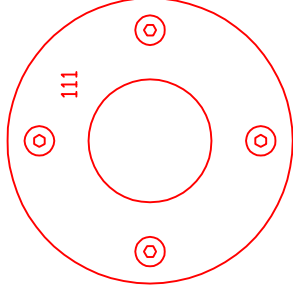

100 Trommel / drum

101  76 Lamellen /
 76 cutters /
 76 Scheiben /
 76 spacers

107 

103  40 Schäl-
 lamellen /
 40 milling
 flails /
 72 Scheiben /
 72 spacers

105  126 Strahlen-
 lamellen /
 126 beam flails
 128 Scheiben /
 128 spacers



Pos.	Teilenummer Part No.	Bezeichnung	Description	Menge Quantity
001	17-10-05-01	Lagerdeckel rechts	Lid Bearing Housing	1
003	61-20-60-06	Kugellager	Bearing	1
005	17-17-05-02	Lagergehäuse rechts	Right Bearing Housing	1
006	61-30-00-30	Sicherungsring	Circlip	1
007	17-21-07-02	Sechskantbuchse	Hexagon Bush	1
009	17-21-07-01	Trommelwelle	Drum Shaft	1
010	61-30-01-47	Sicherungsring	Circlip	1
011	61-20-60-05	Kugellager	Bearing	2
013	17-10-07-03	Lagergehäuse Distanzring	Spacer Bearing Housing	2
015	17-17-06-01	Lagergehäuse links	Left Bearing Housing	1
017	90-24-95-3TB	Riemenscheibe	Drum Pulley	1
019	90-24-16-10-25	Taperlock	Taperlock	1
021	17-10-04-00	Riemenschutz CT200	Belt Cover CT200	1
023	70-24-10-710	Keilriemen	Belt	3
025	90-24-63-3TB	Riemenscheibe	Motor Pulley	1
027	90-24-11-08-24	Taperlock	Taperlock	1
029	55-03-00-20	Motor	Motor	1
031	17-10-10-01	Flacheisen	Motor Spacer	2
033	17-10-02-01	Motorhalteplatte	Motor Bracket	1
034	50-20-23-M-20	Kabelverschraubung	Cable Gland	2
035	17-10-01-00	Maschinenrahmen	Machine Frame	1
037	17-10-01-02	Seitendeckel	Side Plate	1
039	80-20-60-40	Vorderrad	Front Wheel	1
041	70-23-02-30	Fräsfeldabdichtung	Rubber Sealing	1
043	17-10-11-01	Flacheisen Fräsfeldabdichtung	Bracket for Rubber Sealing	1
045	17-10-09-01	Hinterradschwinge	Rear Swing Arm	1
046	60-33-12-25	Bolzen für Gabelkopf	Pin for lifting Rod	1
047	30-10-08-05	Achsbolzen Exzenter	Eccentric Axis	1
049	30-10-08-04	Achsbolzen	Axis	1
051	80-20-31-60	Hinterrad	Wheel	2
053	17-10-08-03	Rohr Höhenverstellung	Lifting Rod	1
054	70-25-03-50	Absaugschlauch	Dusthose	1
055	17-10-08-02	Gewindespindel	Height Adjustment Spindle	1
057	61-50-10-40	Augenschraube	Eye Screw	1
059	17-10-08-01	Spindelmutter	Spindle Nut	1
060	90-21-45-12	Kugelknopf	Ball Head	1
061	17-10-13-01	Hebel Höhenverstellung	Lever Height Adjustment	1
062	90-21-95-51	Zylindergriff Handrad	Knob for Handwheel	1
063	90-21-95-50	Handrad	Level Adjustment Wheel	1
065	50-20-10-56	Einschalter	Switch	1
066	580 C15 M10 VZ	Ringschraube	Ring Bolt	2
067	18-10-07-01	Griffrohr	Handle Pipe	1
069	70-21-26-10	Griffgummi	Rubber Grip	1
071	70-21-26-11	Griffgummi offen	Rubber Grip open	1
093	18-10-01-05	Gehäusedeckel rückseitig	Handle Arm Cover	1
100	95-10-200-T	Frästrommel	Drum	1
101	95-16-45-05	Fräslamellen 45/5	TC Cutters 45 / 5	1
103	95-16-42-10	Schällamelle 42 / 10	Milling Flail 42 / 10	1
105	95-16-42-12	Strahlenlamelle 42 / 12	Beam Flails 42 / 12	1

Pos.	Teilenummer Part No.	Bezeichnung	Description	Menge Quantity
107	95-16-24-13	Frästrommel Scheibe	Spacer	1
109	95-10-200-A	Frästrommel Achsen	Axis for Drum	4
111	95-10-200-S	Frästrommel Seitenscheibe	Drum Side Disc	2
121	90-20-00-24	Zugentlastung	Strain Relief	1